

The Magellan Rx Mobile App

On-hand prescription drug management tools

The Magellan Rx app can help you understand and maximize your prescription drug benefits. Get access to real-time updates, medication information and drug cost savings tools in the palm of your hand!

1. Check the status of your prescriptions

- Opt-in to receive prior authorization notifications, status updates and expirations.
- Transparency is key and the Magellan Rx app makes it easy to see where a prescription is in the review process with 6 easy statuses:



Ready
Your order is ready to go!



Not ready
Your order isn't ready for you yet.



Under review
The prior authorization for this medication is under review.



Needs approval
This medication needs a prior authorization.



Quantity limit
Your order exceeded the prescribed quantity limit.



Not covered
This medication isn't covered by your plan.

2. Price a drug

Get accurate drug pricing from nearby pharmacies so you can make the best decision on where to fill a prescription.

3. Get detailed prescription information

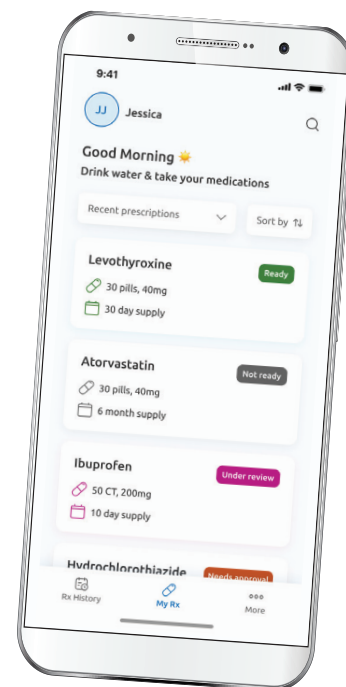
Including alerts for severe drug interactions and adverse reactions, as well as general information about your medication.

4. Receive push notifications

Stay informed and opt-in to receive push notifications on the status of your prescriptions.

5. View Rx claims history

View a detailed history of previously filled orders.



The Magellan Rx app is available on the Apple app store and Google play store.
Search for "Magellan Rx" in your app store to download the app!

Questions?

Contact Magellan Rx Customer Service 24/7 at **800.651.8921** with any questions about your prescription benefits.

Coming soon!



Live chat with a customer service agent



Schedule home delivery for prescriptions

Learn how to use the app!



WATCH HERE



Signing up for the Magellan Rx mobile app

- If you already have an account on our web portal, you can use the same login credentials to sign into the mobile app.
- If you don't have an account, click the Register Now button and enter the required information to create your account.

The first screenshot shows the login screen with the Magellan Rx MANAGEMENT logo at the top. Below the logo are fields for Email and Password. The Email field contains "*****p1qa@gmail.com". The Password field has a placeholder "Enter your password" and an eye icon. Below these fields are buttons for "Sign In", "Forgot your password?", and "Register now".

The second screenshot shows the "Sign Up" screen. It has a back arrow and the title "Sign Up". Below the title is the section "Personal information" with fields for First Name, Last Name, Date of Birth (MM/DD/YYYY), Email Address, and Mobile Phone Number (+1). Below these fields is a note: "Member ID and RxBIN must match the info on your ID card. Tap here to learn more". Below this note are fields for Member ID and RxBIN / BIN / IIN. At the bottom is a "Continue" button.

View your prescription statuses

The status tag on each of your prescriptions shows you where your prescriptions are in the review process. To see what each status means, tap your prescription and tap on the status tag.

The first screenshot shows the home screen with the user's name "EMILY" at the top. Below the name is a "Good Morning" greeting and a reminder to "Drink water & take your medications". Below this is a list of recent prescriptions, including "Vistaril 25 Mg Capsule" with a "Ready" status tag. The bottom navigation bar has icons for "Rx History", "My Rx", and "More".

The second screenshot shows the details for "Vistaril 25 Mg Capsule". It has a back arrow and the title "Vistaril 25 Mg Capsule". Below the title is the "Rx status" section with a "Ready" tag. Below this is the "Rx information" section, which includes a description of the medication, a "Learn more" link, and details about the supply (3000 Capsule, 25 MG, 90 day supply). Below this is the "Pharmacy" section, which lists "MAGELLAN RX PHARMACY" and the Rx ID: 190418720009. Below this is the "Compare pharmacy prices" section, which shows the "Home Delivery" option from "Magellan Rx Pharmacy" with a "Price unavailable" tag. Below this are "Other options" for "CVS PHARMACY" and "WALGREENS #9673", both with "Price unavailable" tags. At the bottom is a note: "Prices displayed are what you pay as a Magellan Rx member."

The third screenshot shows the "What does my Rx status mean?" screen. It has a title "What does my Rx status mean?" and a subtitle "Your Rx status allows you to track your prescription through the Magellan Rx review process." Below this are four status tags: "Picked up", "Not covered", "Ready", and "Under review". The "Ready" tag is highlighted with a blue background and an upward arrow. Below the "Ready" tag is a note: "Your prescription is ready for you! If you are enrolled in Home Delivery, we shipped your prescription and you will see it soon. If you are picking it up at a pharmacy, it is available to pick up at your earliest convenience."

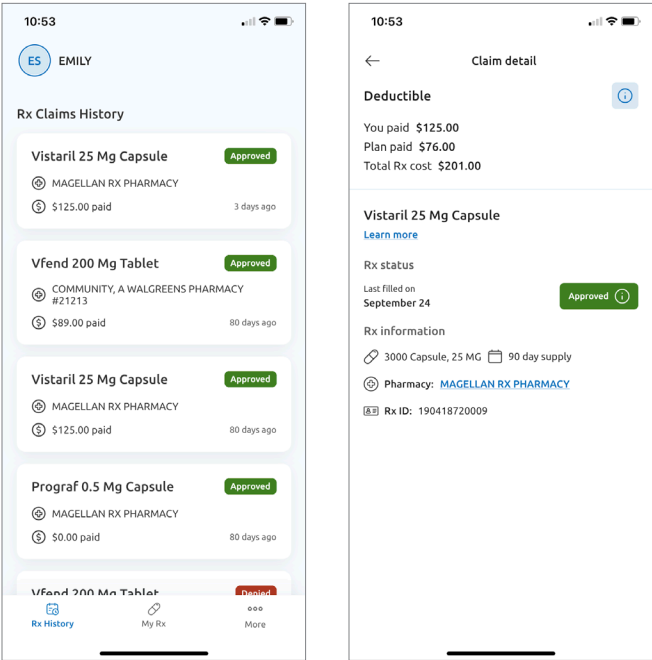
Use the Find a Pharmacy tool

When you tap on a current medication, the Magellan Rx app automatically searches nearby pharmacies for prices. You will be able to see an approximate cost for the medication at pharmacies near you.*

**Prices are an estimate and do not include fees or taxes. For the most accurate pricing, contact the pharmacy.*

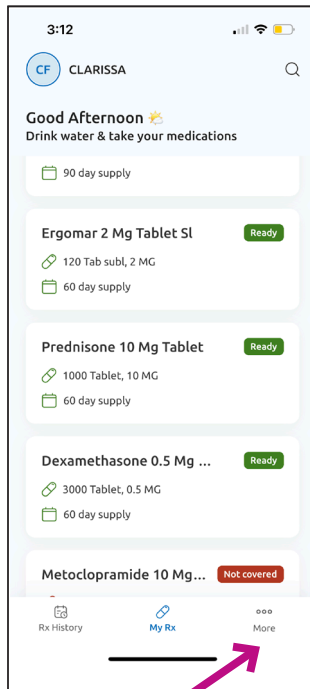
View past prescriptions

Yes! To view past prescriptions, tap on Rx History. Tap on the medication to get an insight into price paid, Rx info and status.

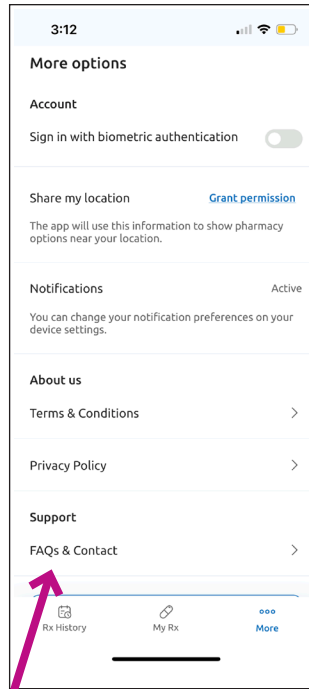


Frequently asked questions

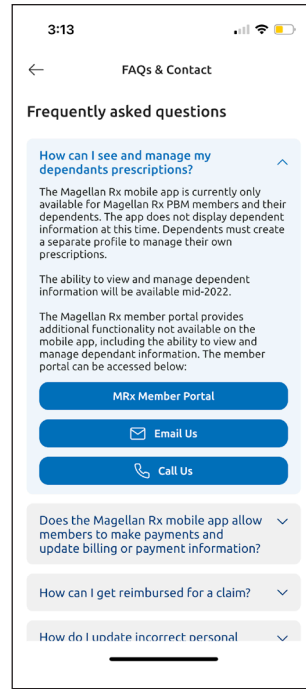
Have a question about your benefits? Answers to frequently asked questions are can be found in the FAQ section on the mobile app.



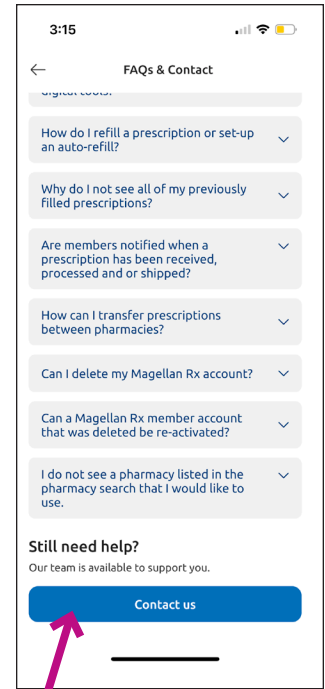
Tap on **"More"** in the bottom right corner of your device



Scroll down to the section titled **"Support"** and tap **"FAQs & Contact"**



Here you will find detailed answers to commonly asked questions. Tap on each question to view the answer.

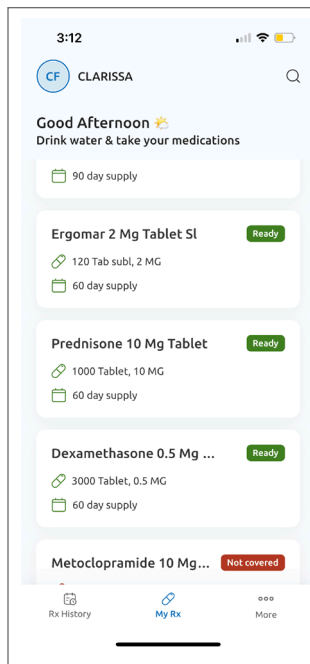


If you can't find what you're looking for, use the **"Contact us"** button on the bottom.

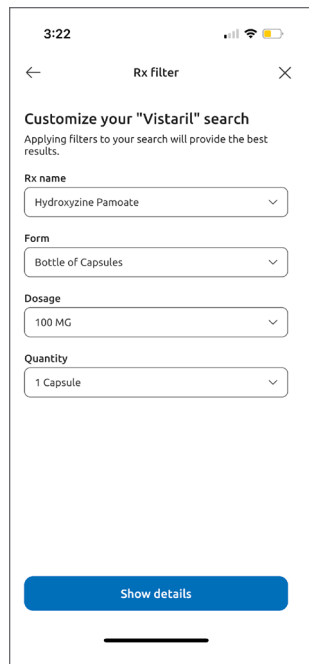
Custom quantity search tool

Enter a custom quantity in our drug search tool to compare prices between prescription quantities at nearby pharmacies.

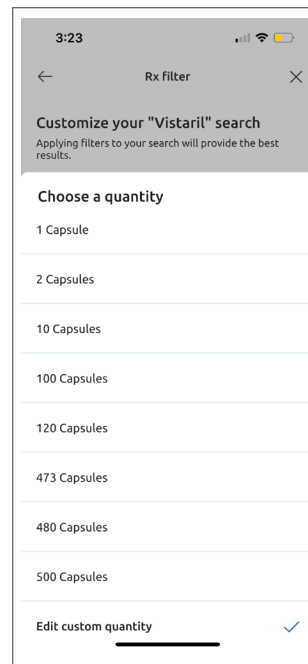
**DID YOU KNOW? A 90 day prescription is sometimes more cost-effective than a 30-day prescription*



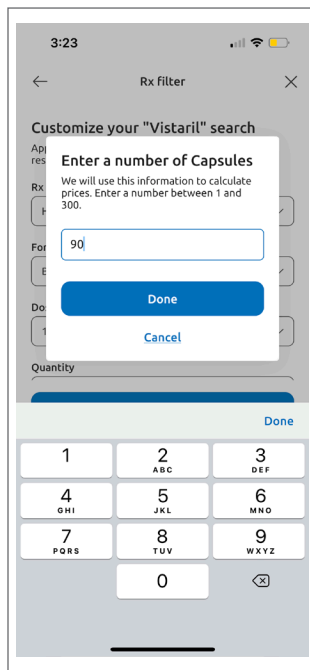
From the My Rx screen, tap the **search button** on the top right corner.



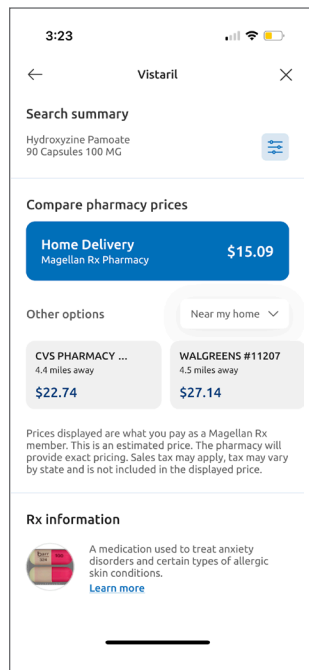
Enter a drug name and tap on the correct result



From the **"Customize your search"** section, choose **"Quantity"** and tap **"Enter custom quantity"**



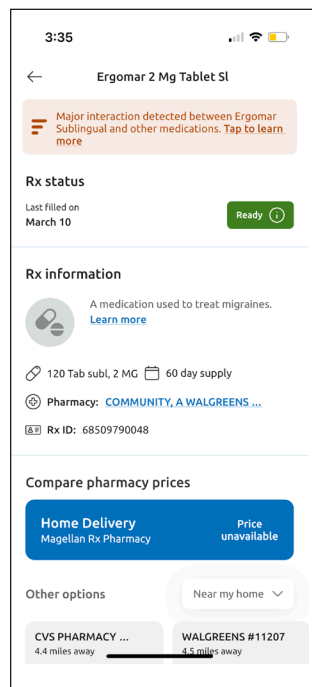
Enter the desired Quantity



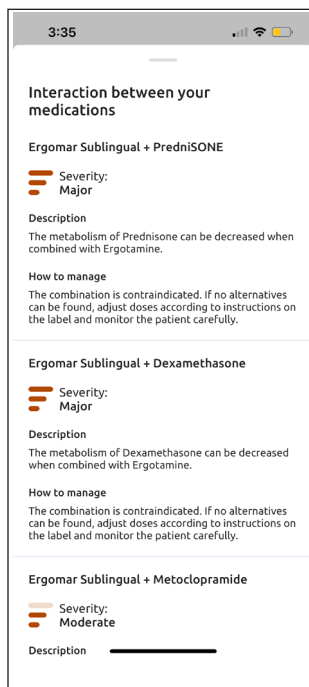
Tap **"Show details"** and compare prices at pharmacies near you.

Drug-drug interactions

Safety is our top priority. We detect and communicate any potential drug-drug interactions between prescription medications that you are currently taking. When you tap on a prescription from the My Rx screen, if an interaction is detected, an alert will display at the top of the screen.



The alert will display in a red box at the top of your screen



Tap on the "Tap to learn more" link to view the interaction details